

# PRODUCT GUIDE

## 2015

**Crown Verity Inc.**  
37 Adams Boulevard  
Brantford, ON N3S 7V8

**t** 519 751 1800  
**tf** 888 505 7240  
**f** 519 751 1802  
**w** [crownverity.com](http://crownverity.com)  
**e** [info@crownverity.com](mailto:info@crownverity.com)

*See recipe on back inside cover page.*



# CROWN VERITY GRILL FEATURES

- 1 year Parts and Labour, Limited Lifetime Warranty on body and cooking grates plus 10 year warranty on all burners
- All stainless steel construction; including grates, burners, and fasteners
- CGA/AGA/NSF certified
- Unibody design for lighter weight and added strength
- Two 14" wheels and two total-lock casters
- 14 ga. stainless steel radiants that remain in place
- Tank holder(s) on back of unit holds 20 lb. propane tank(s)
- Two stage regulator(s) and hose(s) on LP models
- Storage shelf and angled legs for rock solid durability
- Water pans with drains to ease cleaning and eliminate grease fires
- Ships completely assembled on a skid – ready to use
- Factory technician tested prior to shipping



Intertek



Intertek

## Accessories

Rotisserie, side burner, smoker box, coal tray, steam pan support, griddle, adjustable bun rack, roll dome, side shelf, front shelf, hand sink, wind guard and remote propane cart.

# TABLE OF CONTENTS

Mobile Grills	01
Mobile Griddles	03
Pro Series	04
Club Series	05
Portable Grills	06
Built-In Grills	07
Built-In Accessories	08
Towable Grills	09
Grill Accessories	10
Parts	14
Griddles, Broilers & Ashtrays	16
Mobile Sinks	17
Fryers & Steamers	19
Patio Heaters	20
Mounted Patio Heaters	21
Heater Accessories	22

To find a Crown Verity Sales Representative in your area, please visit [crownverity.com](https://www.crownverity.com).

# MOBILE GRILLS

Bring commercial kitchen performance outdoors. Five sizes to fit your back yard, restaurant and everywhere in between.

**30"**  
MCB-30



**Cooking Surface:** 28" L x 21" D  
**Dimensions:** 38" L x 28" D x 36" H  
**Actual Weight:** 127 lbs  
**Shipping Weight:** 197 lbs  
**Burners:** 4  
**BTUH:** 64,500

**MCB-30-LP**

**MCB-30-NG**

**30"**  
MCB-30PKG



**Cooking Surface:** 28" L x 21" D  
**Dimensions:** 46.5" L x 27" D x 52" H  
**Actual Weight:** 127 lbs  
**Shipping Weight:** 245 lbs  
**Burners:** 4  
**BTUH:** 64,500

**MCB-30PKG-LP**

**MCB-30PKG-NG**

**Incl:** Removable Shelf, BBQ Cover, Bun Rack & Roll Dome

**36"**  
MCB-36



**Cooking Surface:** 34" L x 21" D  
**Dimensions:** 44" L x 28" D x 36" H  
**Actual Weight:** 143 lbs  
**Shipping Weight:** 228 lbs  
**Burners:** 5  
**BTUH:** 79,500

**MCB-36-LP**

**MCB-36-NG**

**36"**  
MCB-36PKG



**Cooking Surface:** 34" L x 21" D  
**Dimensions:** 52.5" L x 28" D x 52" H  
**Actual Weight:** 191 lbs  
**Shipping Weight:** 292 lbs  
**Burners:** 5  
**BTUH:** 79,500

**MCB-36PKG-LP**

**MCB-36PKG-NG**

**Incl:** Removable Shelf, BBQ Cover, Bun Rack & Roll Dome

**48"**  
MCB-48



**Cooking Surface:** 46" L x 21" D  
**Dimensions:** 56" L x 28" D x 36" H  
**Actual Weight:** 176 lbs  
**Shipping Weight:** 269 lbs  
**Burners:** 6  
**BTUH:** 99,000

**MCB-48-LP**

**MCB-48-NG**

For all accessories, see pages 10 – 13.  
For all parts, see pages 14 and 15.

Note: Please specify natural gas or propane when ordering. All gas units shipped c/w hose and regulator(s), except built-in units, which are shipped with regulator only. Natural gas MCB models ship with 10 ft Q.D. Hose.

# MOBILE GRILLS

**60"**  
MCB-60



**Cooking Surface:** 58" L x 21" D  
**Dimensions:** 69" L x 28" D x 36" H  
**Actual Weight:** 215 lbs  
**Shipping Weight:** 131 lbs  
**Burners:** 8  
**BTUH:** 129,000

**MCB-60-LP**

**MCB-60-NG**

**72"**  
MCB-72



**Cooking Surface:** 70" L x 21" D  
**Dimensions:** 81" L x 28" D x 36" H  
**Actual Weight:** 253 lbs  
**Shipping Weight:** 373 lbs  
**Burners:** 10  
**BTUH:** 159,000

**MCB-72-LP**

**MCB-72-NG**

## POPULAR ACCESSORIES

See pages 10 – 13 for full details



**Roll Dome**



**Bun Rack**



**End Shelf**



**BBQ Cover**



**Removable Griddle Plate**



**Stainless Steel Veggie/Fish Tray**

For all accessories, see pages 10 – 13.  
 For all parts, see pages 14 and 15.

Note: Please specify natural gas or propane when ordering. All gas units shipped c/w hose and regulator(s), except built-in units, which are shipped with regulator only. Natural gas MCB models ship with 10 ft Q.D. Hose.

# MOBILE GRIDDLES

Feel the sizzle with a Crown Verity Mobile Griddle! Maximize value and easily convert to a charbroiler by adding optional cooking grates.

**30"**  
MG-30



**Cooking Surface:** 28" L x 21" D  
**Dimensions:** 38" L x 28" D x 43½" H  
**Actual Weight:** 195 lbs  
**Shipping Weight:** 272 lbs  
**Burners:** 4  
**BTUH:** 64,500

**MG-30-LP**

**MG-30-NG**

**36"**  
MG-36



**Cooking Surface:** 34" L x 21" D  
**Dimensions:** 44" L x 28" D x 43½" H  
**Actual Weight:** 220 lbs  
**Shipping Weight:** 318 lbs  
**Burners:** 5  
**BTUH:** 79,500

**MG-36-LP**

**MG-36-NG**

**48"**  
MG-48



**Cooking Surface:** 46" L x 21" D  
**Dimensions:** 56" L x 28" D x 43½" H  
**Actual Weight:** 288 lbs  
**Shipping Weight:** 389 lbs  
**Burners:** 6  
**BTUH:** 99,000

**MG-48-LP**

**MG-48-NG**

**60"**  
MG-60



**Cooking Surface:** 58" L x 21" D  
**Dimensions:** 69" L x 28" D x 43½" H  
**Actual Weight:** 348 lbs  
**Shipping Weight:** 463 lbs  
**Burners:** 8  
**BTUH:** 129,000

**MG-60-LP**

**MG-60-NG**

**72"**  
MG-72



**Cooking Surface:** 70" L x 21" D  
**Dimensions:** 81" L x 28" D x 43½" H  
**Actual Weight:** 417 lbs  
**Shipping Weight:** 555 lbs  
**Burners:** 10  
**BTUH:** 159,000

**MG-72-LP**

**MG-72-NG**

For all accessories, see pages 10 – 13.  
 For all parts, see pages 14 and 15.

Note: Griddles can be removed and replaced with our optional cooking grates to easily turn unit into an outdoor charbroiler. Please specify natural gas or propane when ordering. All gas units shipped c/w hose and regulator(s), except built-in units, which are shipped with regulator only. Natural gas MCB models ship with 10 ft Q.D. Hose.

# PRO SERIES

Designed for the catering and rental markets, our Pro Series Grills are reinforced with an extra crash bar and handles for maximum durability.

**48"**  
RCB-48



**Cooking Surface:** 46" L x 21" D  
**Dimensions:** 56" L x 28" D x 36" H  
**Actual Weight:** 177 lbs  
**Shipping Weight:** 275 lbs  
**Burners:** 6  
**BTUH:** 99,000

**RCB-48-LP**

**RCB-48-SI**

**5131 HOSE**

\*Single inlet gas hose not included

**60"**  
RCB-60



**Cooking Surface:** 58" L x 21" D  
**Dimensions:** 69" L x 28" D x 36" H  
**Actual Weight:** 220 lbs  
**Shipping Weight:** 320 lbs  
**Burners:** 8  
**BTUH:** 129,000

**RCB-60-LP**

**RCB-60-SI**

**5131 HOSE**

\*Single inlet gas hose not included

**72"**  
RCB-72



**Cooking Surface:** 70" L x 21" D  
**Dimensions:** 81" L x 28" D x 36" H  
**Actual Weight:** 263 lbs  
**Shipping Weight:** 383 lbs  
**Burners:** 10  
**BTUH:** 159,000

**RCB-72-LP**

**RCB-72-SI**

**5131 HOSE**

\*Single inlet gas hose not included

## POPULAR ACCESSORIES

See pages 10 – 15 for full details



**Stainless Steel Cooking Grates**

Note: Easily added to the MG models for additional Grill flexibility



**Wind Guard**



**Removable Griddle**

For all accessories, see pages 10 – 13.  
 For all parts, see pages 14 and 15.

Note: Please specify natural gas or propane when ordering. All gas units shipped c/w hose and regulator(s), except built-in units, which are shipped with regulator only. Natural gas MCB models ship with 10 ft Q.D. Hose.

# CLUB SERIES

Our Club Series Grills feature two 30-lb horizontal propane tanks to facilitate easy use in a buffet line and maximize mobility.

**60"**  
CCB-60



**Cooking Surface:** 58" L x 21" D  
**Dimensions:** 69" L x 28" D x 36" H  
**Actual Weight:** 286 lbs  
**Shipping Weight:** 348 lbs  
**Burners:** 8  
**BTUH:** 129,000

**CCB-60-LP**

**72"**  
CCB-72



**Cooking Surface:** 70" L x 21" D  
**Dimensions:** 81" L x 28" D x 36" H  
**Actual Weight:** 334 lbs  
**Shipping Weight:** 422 lbs  
**Burners:** 10  
**BTUH:** 159,000

**CCB-72-LP**

**60"**  
MCC-60



**Cooking Surface:** 58" L x 21" D  
**Dimensions:** 69" L x 28" D x 36" H  
**Actual Weight:** 398  
**Shipping Weight:** 535 lbs  
**Burners:** 8  
**BTUH:** 129,000

**MCC-60-LP**

**Incl:** Remote propane cart  
RPS486072, 2-50 lb propane  
cylinders CYL-50 & 2-25' hoses

**72"**  
MCC-72



**Cooking Surface:** 70" L x 21" D  
**Dimensions:** 81" L x 28" D x 36" H  
**Actual Weight:** 436 lbs  
**Shipping Weight:** 595 lbs  
**Burners:** 10  
**BTUH:** 159,000

**MCC-72-LP**

**Incl:** Remote propane cart  
RPS486072, 2-50 lb propane  
cylinders CYL-50 & 2-25' hoses  
with quick disconnect

For all accessories, see pages 10 – 13.  
For all parts, see pages 14 and 15.

Note: Please specify natural gas or propane when ordering. All gas units shipped c/w hose and regulator(s), except built-in units, which are shipped with regulator only. Natural gas MCC models ship with 10 ft Q.D. Hose.



# PORTABLE GRILLS

Perfect for catering and rental applications, our Portable Grills with optional folding table are stackable for easy storage and transport.

**36"**  
PCB-36



**Cooking Surface:** 34" L x 21" D  
**Dimensions:** 42 1/4" L x 26 1/2" D x 15 3/4" H  
**Actual Weight:** 107 lbs  
**Shipping Weight:** 192 lbs  
**Burners:** 5  
**BTUH:** 79,500

**PCB-36-LP**

**60"**  
PCB-60



**Cooking Surface:** 58" L x 21" D  
**Dimensions:** 66 1/2" L x 26 1/2" D x 15 3/4" H  
**Actual Weight:** 171 lbs  
**Shipping Weight:** 269 lbs  
**Burners:** 8  
**BTUH:** 129,000

**PCB-60-LP**

TB-36  
TB-60



**TB-36**  
**Dimensions:** 37 1/2" L x 24" D x 22 1/4" H  
**Actual Weight:** 50 lbs  
**Shipping Weight:** 95 lbs  
**TB-60**  
**Dimensions:** 52 1/2" L x 24" D x 22 1/4" H  
**Actual Weight:** 65 lbs  
**Shipping Weight:** 125 lbs

**TB-36**

**TB-60**



**SLB-36**  
 38" L stabilizer leg bar for TB-36  
**SLB-60**  
 58" L stabilizer leg bar for TB-60

**SLB-36**

**SLB-60**

## CHARCOAL GRILL

**60"**  
BM-60



**Cooking Surface:** 60" L x 24" D  
**Dimensions:** 72" L x 24" D x 31" H  
**Actual Weight:** 127 lbs  
**Shipping Weight:** 184 lbs

**BM-60**

BMC  
Cover



- High heat finish
- Adjustable nickel plated cooking grate
- Removable legs with casters
- 14 gauge cold rolled steel

For all accessories, see pages 10 – 13.  
 For all parts, see pages 14 and 15.

Note: Please specify natural gas or propane when ordering. All gas units shipped c/w hose and regulator(s), except built-in units, which are shipped with regulator only.

# BUILT-IN GRILLS

The centerpiece of your outdoor kitchen, they come with detailed construction specs to make design and installation a breeze.

**30"**  
BI-30



**Cooking Surface:** 28" L x 21" D  
**Dimensions:** 33½" L x 27" D x 17¾" H  
**Actual Weight:** 131 lbs  
**Shipping Weight:** 215 lbs  
**Burners:** 4  
**BTUH:** 64,500  
**Note:** Shown with optional roll dome

**BI-30-LP or NG**

**36"**  
BI-36



**Cooking Surface:** 34" L x 21" D  
**Dimensions:** 38½" L x 28" D x 17¾" H  
**Actual Weight:** 163 lbs  
**Shipping Weight:** 243 lbs  
**Burners:** 5  
**BTUH:** 79,500  
**Note:** Shown with optional roll dome

**BI-36-LP or NG**

**48"**  
BI-48



**Cooking Surface:** 46" L x 21" D  
**Dimensions:** 51½" L x 27" D x 17¾" H  
**Actual Weight:** 194 lbs  
**Shipping Weight:** 284 lbs  
**Burners:** 6  
**BTUH:** 99,000  
**Note:** Shown with optional roll dome

**BI-48-LP or NG**

**VD1**  
Vertical Door



**Dimensions:** 17" L x 23" H  
**Opening dimensions:** 13.5" L x 19.5" H  
**Shipping Weight:** 9 lbs  
 304 stainless steel construction, reversible hinge & double wall construction

**VD1**

**HD1**  
Horizontal Door








**Dimensions:** 33.25" L x 14" H  
**Opening dimensions:** 30" L x 11" H  
**Shipping Weight:** 12 lbs  
 304 stainless steel construction, pull down access & double wall construction

**HD1**

For all accessories, see pages 10 – 13.  
 For all parts, see pages 14 and 15.

# BUILT-IN GRILL ACCESSORIES

	Model	Description	Dimensions	Actual Weight
	3D1	3 drawer compartment • 304 stainless steel construction	14.4" L x 19 3/4" D x 24.2" H	60 lbs
	PD1	Propane/Trash compartment • 304 stainless steel construction	14.13" L x 19 3/4" D x 24.2" H	45 lbs
	SD1	Storage drawer • 304 stainless steel construction	30.4" L x 19 3/4" D x 11.2" H	51 lbs
	IC1	Ice chest • 304 stainless steel construction • Insulated compartment with easy draining	23 1/2" L x 11 1/4" D x 23 1/2" H	62 lbs
	SB-BI-LP SB-BI-NG	Stainless steel side burner • For BI models only • 15,000 BTU • NG or LPG <b>Note: Hose &amp; regulator not included</b>	27" L x 11 3/4" D x 15" H	

For all accessories, see pages 10 – 13.  
For all parts, see pages 14 and 15.

Note: Please specify natural gas or propane when ordering. All gas units shipped c/w hose and regulator(s), except built-in units, which are shipped with regulator only. Natural gas MCB models ship with 10 ft Q.D. Hose.

# TOWABLE GRILLS

Mounted on a trailer with optional storage compartments;  
perfect for tailgating, renting or catering. A truly movable feast!

**48"**  
TG-1



**Cooking Surface:** 46" L x 21" D  
**Dimensions:** 69" L x 124" D x 52" H  
**Actual Weight:** 852 lbs  
**Shipping Weight:** 1150 lbs  
**Burners:** 6  
**BTUH:** 99,000

**TG-1-LP**

**Includes:** two insulated storage compartments  
Dimensions: 42" L x 19" D x 15" H

**48"**  
TG-2



**Cooking Surface:** 46" L x 21" D  
**Dimensions:** 69" L x 124" D x 52" H  
**Actual Weight:** 652 lbs  
**Shipping Weight:** 950 lbs  
**Burners:** 6  
**BTUH:** 99,000

**TG-2-LP**

**48"**  
TG-4



**Cooking Surface:** 46" L x 21" D  
**Dimensions:** 69" L x 155" D x 52" H  
**Actual Weight:** 1050 lbs  
**Shipping Weight:** 1400 lbs  
**Burners:** 6  
**BTUH:** 99,000

**TG-4-LP**

**Includes:** two insulated storage compartments  
Dimensions: 42" L x 19" D x 15" H

## Options for TG grills



SPK

**SINK PKG**  
**RT-48-BI**  
**ABR-48**  
**SPK**  
**CYL-30**

Sink package  
Rotisseries  
Adjustable bun rack  
Steam pan kit for TG-1. Pans not included  
30 lb propane tank. 2 required



SINK PKG

For all accessories, see pages 10 – 13.  
For all parts, see pages 14 and 15.








Note: All trailers conform to all applicable motor vehicle safety standards. Grill is NSF, AGA, CGA or equal approved. Removable Tongue, 2" ball. 13" tires.

# ACCESSORIES






Build the grill of your dreams! Add an accessory at any time.

	Model	Description	Dimensions	Actual Weight	# Req'd
	<b>RD-30</b>	Roll dome for: All 30" and ½ of all 60" Grill Models	30" L x 23" D x 16" H	41 lbs	1 or 2
	<b>RD36/72</b>	All 36" and ½ of all 72" Grill Models	36" L x 23" D x 16" H	45 lbs	1 or 2
	<b>RD-48</b>	All 48" Grill Models	48" L x 23" D x 16" H	53 lbs	1
	<b>RD-60</b>	All 60" Grill Models	61" L x 23" D x 16" H	80 lbs	1
	<b>ABR-30</b>	S.S. adjustable bun rack assembly for: RD-30	9 ¼" W	9 lbs	1 or 2
	<b>ABR-36/72</b>	RD-36/72	9 ¼" W	11 lbs	1 or 2
	<b>ABR-48</b>	RD-48	9 ¼" W	15 lbs	1
	<b>ABR-60</b>	RD-60	9 ¼" W	20 lbs	1
	<b>RES</b>	S.S. removable end shelf	14" W x 23" D	8 lbs	1 or 2
	<b>RFS-30</b>	Removable front shelf for: All 30" Grill Models, except the RCB and PCB series	9 ½" W	7 lbs	1
	<b>RFS-36</b>	All 36" Grill Models, except the RCB and PCB series	9 ½" W	9 lbs	1
	<b>RFS-48</b>	All 48" Grill Models, except the RCB and PCB series	9 ½" W	11 lbs	1
	<b>RFS-60</b>	All 60" Grill Models, except the RCB and PCB series	9 ½" W	13 lbs	1
	<b>RFS-72</b>	All 72" Grill Models, except the RCB and PCB series	9 ½" W	16 lbs	1
	<b>BC-30-V</b>	BBQ cover for: All 30" Grill Models W/ Roll dome option		6 lbs	1
	<b>BC-30-BI</b>	BI-30 w/ roll dome option		3 lbs	1
	<b>BC-36-V</b>	All 36" Grill Models W/ Roll dome option		7 lbs	1
	<b>BC-36-BI</b>	BI-36 w/ roll dome option		4 lbs	1
	<b>BC-48-V</b>	All 48" Grill Models W/ Roll dome option		8 lbs	1
	<b>BC-48-BI</b>	BI-48 w/ roll dome option		5 lbs	1
	<b>BC-60-V</b>	All 60" Grill Models W/ Roll dome option		9 lbs	1
	<b>BC-72-V</b>	All 72" Grill Models W/ Roll dome option		10 lbs	1
<b>BMC</b>	BM-60		7 lbs	1	
	<b>WG-30/60</b>	Wind guard for: All 30" and ½ of all 60" Grill Models		10 lbs	1 or 2
	<b>WG-36/72</b>	All 36" and ½ of all 72" Grill Models		12 lbs	1 or 2
	<b>WG-48</b>	All 48" Grill Models		14 lbs	1
	<b>SB-MCB-LP</b> <b>SB-MCB-NG</b>	S.S. side burner for: MCB models (15,000 BTU)	12" L x 25 ½" D x 10 ¼" H	22 lbs	






# ACCESSORIES

	Model	Description	Dimensions	Actual Weight	# Req'd
	CV-PGT-1117	Stainless steel veggie/fish tray – 16 gauge 304	22" L x 13" H	4 lbs	
	CV-G2022	Removable griddle plate	21 3/4" L x 20 1/2" H	50 lbs	
	CV-G1222	Removable griddle plate	12" L x 20 1/2" H	35 lbs	
	PGRID-30	Removable griddle for: All 30" and 1/2 of all 60" Grill Models	30" L x 23 1/2" D x 7 1/2" H	75 lbs	1 or 2
	PGRID-36	All 36" and 1/2 of all 72" Grill Models	36" L x 23 1/2" D x 7 1/2" H	90 lbs	1 or 2
	PGRID-48	All 48" Grill Models	48" L x 23 1/2" D x 7 1/2" H	120 lbs	1
		Griddles are constructed of 5/16" thick cold rolled steel with stainless steel splash guards and removable stainless steel grease tray. <b>Note: Roll domes must be removed.</b>			
	RT-30	Rotisserie assembly for: MCB/CCB-30, left side of MCB/CCB-60 c/w 1 set of 5" forks		18 lbs	1
	RT-36	MCB/CCB-36, left side of MCB/CCB-72 c/w 1 set of 5" forks		19 lbs	1
	RT-48	MCB/CCB-48 c/w 1 set of 5" forks		20 lbs	1
	RT-60	MCB/CCB-60 c/w 2 sets of 5" forks		23 lbs	1
	RT-72	MCB/CCB-72 c/w 2 sets of 5" forks		25 lbs	1
	RT-30BI	BI-30 c/w 1 set of 5" forks		18 lbs	1
	RT-36BI	BI-36 c/w 1 set of 5" forks		19 lbs	1
	RT-48BI	BI-48 c/w 1 set of 5" forks		20 lbs	1
		<b>Note: Roll domes required to install rotisserie.</b>			
		Fork assembly			
	FA-5	5" – set of 2 for heavy duty RT			1
	FA-8	8" – set of 2 for heavy duty RT			1
	CTP	Perforated charcoal tray. Allows all MCB or BI models to be used with charcoal. Fits under cooking grates.	12 1/2" L x 20" D x 2" H	6 lbs	
	SBK	Stainless steel smoker box. 2 piece design, used to enhance the flavour of all foods. Fits on any burner.	4 1/2" L x 11" D x 2 3/8" H	4 lbs	

# ACCESSORIES









	Model	Description	Dimensions	Actual Weight	# Req'd
	SPA	Steamer pan adapter (pans not included)	13" L x 21" D x 6 1/2" H	7 lbs	
	RHS	S.S. removable hand sink. Single faucet, 20 litre waste water tank, drain hose.	14" L x 23" D	12 lbs	1
	CYL-20	20 lb. propane tank. For standard MCBs, patio heaters & griddles.		20 lbs	1 or 2
	CYL-30	30 lb. propane tank. For TG-1, TG-2, TG-4, PF-1, PF-2 & patio heaters.		26 lbs	1 or 2
	CYL-50	50 lb. propane tank. Remote propane cart only. Cannot be mounted on standard models. <b>Note: Compatible with #5131 hose &amp; reg only</b>		44 lbs	1 or 2
	CYL-30H	30 lb. horizontal propane tank. For club grills only.		29 lbs	1 or 2
	RPS-486072	Remote propane cart with securing chains & two 25' hoses & regulators. For use with MCB-48, 60 & 72. Tanks not included <b>Note: This system is CGA &amp; AGA approved when used with any MCB model. The RPS system is designed to be used with our 50 lb or larger cylinders. It will provide an uninterrupted, problem-free fuel supply to any MCB, even in the cold.</b>		93 lbs	1

# ACCESSORIES








	Model	Description	Dimensions	Actual Weight	# Req'd
	528	Long handle red BBQ brush with scraper	19" L		
	8527	Dump bin POP display 24" long handle red BBQ brushes with scraper			
	BBQ-EZ	BBQ cleaner. 16 oz (500 ml) with sprayer			1
	BBQ-EZ12	BBQ cleaner. 16 oz (500 ml) with sprayer - 12 per case		16 lbs	
	BBQ-EZ-4G	BBQ cleaner. 1 gallon (4.5 L) jug - 4 per case		18 lbs	
	BBC	Beer butt chicken holder			
	BBC-12	Beer butt chicken holder -12/case		7 lbs	
	GT-60	Replacement cooking grate for BM-60		30 lbs	
	2080	Burner control knob			
	2090	Pilot control knob			
	2030-K	Burner control valve (LP). Includes orifice.			
	2050-K	Burner control valve (NG). Includes orifice.			
	2040-K	Pilot control valve.			
		<b>Note: Specify LP or NG when ordering.</b>			









# PARTS

	Model	Description	# Req'd
	2160-2	Stainless Steel Cooking Grates Set for all 30" Grills	1
	215070	Stainless Steel Cooking Grates Set for all 36" Grills	1
	21570-2	Stainless Steel Cooking Grates Set for all 48" Grills	1
	2160-4	Stainless Steel Cooking Grates Set for all 60" Grills	1
	215070-2	Stainless Steel Cooking Grates Set for all 72" Grills	1
	2200	LP Hose & Regulator Assembly - 2 stage (for MCB)	1 or 2
	5131	LP Hose (25 ft.) & Regulator Assembly (for RCB, RPS Carts, & SI - LP)	1 or 2
	NGH05	Natural Gas 1/2" hose, c/w quick disconnect (for MCB-30, 36 & 48 - 10')	1
	NGH075	Natural Gas 3/4" hose, c/w quick disconnect (for MCB-60 & 72 - 10')	1
	NGH05-20	Natural Gas 1/2" hose, c/w quick disconnect (for MCN-30, 36, & 48 - 20')	1
	NGH075-20	Natural Gas 3/4" hose, c/w quick disconnect (for MCB-60 & 72 - 20')	1
	5008	Replacement Quick Disconnect set 1/2" - 30", 36" & 48"	1
	5007	Replacement Quick Disconnect set 3/4" - 60" & 72"	1
	CK-30-LP	Conversion kit from NG to LP (for all 30" Grills)	1
	CK-36-LP	Conversion kit from NG to LP (for all 36" Grills)	1
	CK-48-LP	Conversion kit from NG to LP (for all 48" Grills)	1
	CK-60-LP	Conversion kit from NG to LP (for all 60" Grills)	1
	CK-72-LP	Conversion kit from NG to LP (for all 72" Grills)	1
		<b>Note: Hose/regulator included from NG to LP</b>	
	CK-30BI-LP	Conversion kit from NG to LP (for BI-30)	1
	CK-36BI-LP	Conversion kit from NG to LP (for BI-36)	1
	CK-48BI-LP	Conversion kit from NG to LP (for BI-48)	1
		<b>Note: Hose/regulator included from NG to LP</b>	
	CK-30-NG	Conversion kit from LP TO NG (for all 30" Grills)	1
	CK-36-NG	Conversion kit from LP TO NG (for all 36" Grills)	1
	CK-48-NG	Conversion kit from LP TO NG (for all 48" Grills)	1
	CK-60-NG	Conversion kit from LP TO NG (for all 60" Grills)	1
	CK-72-NG	Conversion kit from LP TO NG (for all 72" Grills)	1
		<b>Note: Natural gas hose with quick disconnect(s) included from LP to NG</b>	
	CK-30BI-NG	Conversion kit from LP to NG (for BI-30)	1
	CK-36BI-NG	Conversion kit from LP to NG (for BI-36)	1
	CK-48BI-NG	Conversion kit from LP to NG (for BI-48)	1
		<b>Note: Natural gas hose with quick disconnect(s) included from LP to NG</b>	

# PARTS

	Model	Description	
	2060	Stainless steel tube burner	1
	2070	Stainless steel radiant	1
	8025	All 30" Mobile Grill Models	1
	3025	All 36" Mobile Grill Models	1
	4025	All 48" Mobile Grill Models	1
	6025	All 60" Mobile Grill Models	1 or 2
	7025	All 72" Mobile Grill Models	1 or 2
	8025-BI	Grease/water tray (for BI-30)	1
	3025-BI	Grease/water tray (for BI-36)	1
	4025-BI	Grease/water tray (for BI-48, TG-1, TG-2, TG-4)	1
	2004	Thermometer assembly	
	2003-K	Nameplate assembly with clips	
	6032-K	Lighter Tube assembly (for all 30" Mobile Grill Models)	
	3032-K	Lighter Tube assembly (for all 36" Mobile Grill Models)	
	4032-K	Lighter Tube assembly - left (for all 48" Mobile Grill Models)	
	4033-K	Lighter Tube assembly - right (for all 48" Mobile Grill Models)	
	6032-K	Lighter Tube assembly - left (for all 60" Mobile Grill Models)	
	6033-K	Lighter Tube assembly - right (for all 60" Mobile Grill Models)	
	3032-K	Lighter Tube assembly - left (for all 72" Mobile Grill Models)	
	7033-K	Lighter Tube assembly - right (for all 72" Mobile Grill Models)	
	8032-BI-K	Lighter Tube Assembly for MCB-30, L/H MCB-60 Front Light	
	6033-BI	Lighter Tube Assembly for R/H MCB-60 Front Light	
	7033-BI	Lighter Tube Assembly for R/H MCB-72 Front Light	
	3032-BI-K	Lighter Tube Assembly for MCB-36, L/H MCB-72 Front Light	
	4032-BI-K	Lighter Tube Assembly for Left MCB-48 Front Light	
	4033-BI-K	Lighter Tube Assembly for Right MCB-48 Front Light	
	2219	9" stainless handle (side burner or TG ice chests)	
	2105	18" stainless handle (roll domes and push handle for all Grill models)	
	2208	27" stainless handle for all 30" and 60" Grill models	
	2209	33" stainless handle for all 36" and 72" Grill models	
	2210	48" stainless handle for all 48" Grill models	
		<b>Note: Comes with mounting hardware</b>	
	2250	4" caster with expander for old style tubular leg MCB's and old style BM-60	
	2216	5" swivel caster c/w lock for new style MCB or BM-60 (for BM-60 replace as set of 4)	
	2216-HD	Heavy duty 5" swivel caster c/w lock for all 60" & 72" models	
	2141	14" Black wheel - used on many MCB models	
	2141-HD	14" Solid heavy duty black wheel for 60" & 72" grills	
	2215-HD	Heavy duty axle for above (must order if upgrading wheels over to 2141-HD)	
	2140-K	Set of 2 - 16" solid black wheels and axle kit - to replace 16" wheels (chrome and black spoke) on old style tubular legs	

# GRIDDLES, BROILERS & ASHTRAYS

	Model	Description	Dimensions	Actual Weight
	<b>RM1220-8</b>	These two burner griddles are made from tough 7 gauge steel and fit commercial ranges. They have sturdy loop handles and rounded corners to easily pour off grease. Works equally well on gas or electric ranges.	12" L x 20" D	13 lbs
	<b>RM1423-8</b>		14" L x 23" D	17 lbs
	<b>RM2323-8</b>	This four burner commercial griddle has the same great qualities as the two burner model.	23" L x 23" D	28 lbs
	<b>MC12-8</b>	Fits most commercial ranges. This two burner griddle is designed for higher grease volumes. It features a removable grease tray and adjustable frame. Made from 7 gauge steel. Has 1 1/2" side walls.	12 1/4" L x 27 1/2" D	27 lbs
	<b>MC24-8</b>	Four burner version of the MC12-8. Heavy duty griddle designed for commercial use.	24 1/2" L x 27 1/2" D	46 lbs
	<b>MB12-8</b>	Fits most commercial ranges. Two burner broiler features an adjustable frame and removable grease tray. This is a unique broiler design that will not drip grease onto the burners. Most juices burn off on the fryer pan, giving the charbroiled flavour.	12 1/4" L x 27 1/2" D	29 lbs
	<b>MB24-8</b>	Four burner version of the MB12-8. Designed for commercial use.	24 1/2" L x 27 1/2" D	53 lbs



A clean and effective way to keep cigarette waste concealed from public view. Durable construction for the needs of the busy commercial property. Perfect for building entrances and smoking areas.

- Removable weather tight galvanized holding compartment
- Stainless steel exterior
- Exterior wall mounted
- Mounting hardware included
- Interior liner resists oxygen and prevents fire
- Keyed cam locking mechanism

Model	Description	Dimensions	Actual Weight	Shipping Weight
<b>AT-001</b>	Small stainless steel ashtray	7" L x 9" D x 3" H	4 lbs	6 lbs
<b>AT-002</b>	Large stainless steel ashtray	9" L x 12" D x 5" H	6 lbs	10 lbs

# MOBILE SINKS

Stay food-safe by completing your outdoor kitchen with one of our versatile Mobile Sinks. Perfect for the chef on the go.

## CV-PHS-4



**Dimensions:** 24" L x 25 1/4" D x 47 3/4" H

**Deck Height:** 38 1/2"

**Actual Weight:** 140 lbs

**Shipping Weight:** 190 lbs

- Stainless steel construction
- Lockable access door
- 1 x 20 L (5 gallon) removable fresh water tank
- 1 x 30 L (7.5 gallon) removable waste water tanks
- City water and drain hookups, 120 V water pump with water heater
- CSA, NSF, UL or equal approved 15 amp dedicated circuit – 12 amp draw
- 12' cord
- **Now includes Pump Saver foot switch**
- Single sink size: 14" L x 12" W x 6" D

**CV-PHS-4** (Space saver sink)

**CV-PHS-4C** (Cold water space saver sink)



## EHS



**Dimensions:** 18" L x 22" D x 62" H

**Fresh Water Capacity:** 15 gallons

**Gray Water Capacity:** 19 gallons

**Actual Weight:** 50 lbs dry, 189 lbs wet

**Shipping Weight:** 56 lbs

- Moves like a hand truck – use built in handle to tilt back onto its wheels and roll away
- 300 uses on a single 15 gallon fill up
- Drain hose included
- Extra large basin allows for forearm immersion
- OSHA compliant
- Foot pump for hygienic "hands free" use
- Liquid soap and paper towel dispensers included
- Warm wash model: 1440 watts, 12 amp, 120V

**EHS** (Economy hand sink)

**EHS-E** (Warm wash economy hand sink)

# MOBILE SINKS

CV-PHS-1



**Dimensions:** 34 3/8" L x 25 1/4" D x 47 3/4" H  
**Deck Height:** 38 1/2"  
**Actual Weight:** 160 lbs  
**Shipping Weight:** 218 lbs

- Stainless steel construction
- Lockable access door
- 2 x 20 L (5 gallon) removable fresh water tanks
- 2 x 30 L (7.5 gallon) removable waste water tanks
- City water and drain hookups, 120 V water pump with water heater
- CSA, NSF, UL or equal approved 15 amp dedicated circuit – 12 amp draw
- 12' cord
- **Now includes Pump Saver foot switch**
- Single sink size: 14" L x 12" W x 6" D
- Double sink size: 12" L x 6" W x 5" D
- triple sink size: 12" L x 6" W x 5" D

CV-PHS-1 (Single sink)



CV-PHS-1C (Cold water single sink)

CV-PHS-2 (Double sink)

CV-PHS-2C (Cold water double sink)

CV-PHS-3 (Triple sink)

CV-PHS-3C (Cold water triple sink)



CV-PHS-2



CV-PHS-3

FS-001



- NEW foot switch eliminates pump burn out
- Allows the operator to use foot pedal to turn the faucet on/off
- Guards against premature pump failure
- Saves water, energy and maintenance
- Safe and easy to use
- CSA and UL certified

2279



- Replacement faucet

2263-K



- Pump and hands free Pump Saver Foot Pedal (FS-001)
- CSA & UL certified

# FRYERS & STEAMERS

Enhance your menu with a professional outdoor fryer. Just another way we bring the performance of commercial kitchens outdoors.

**PF-1**  
Single Tank



**Dimensions:** 38" L x 30 1/2" D x 48 3/4" H  
**Actual Weight:** 190 lbs  
**Shipping Weight:** 240 lbs  
**Thermostat:** 200°F - 400°F  
**BTUH:** 90,000  
**Capacity:** 40 lbs

• DS-1 dump station comes with 6" full pan and 4" perforated pan  
**Note: Uses 1 x CYL-30 propane tank – not included. See page 12.**

**PF-1-LP** (Single tank)

**PF-1-NG** (Single tank)

**DS-1** (Dump station)

**RES** (Removable end shelf)

**PF-2**  
Double Tank



Shown with option  
DS-1 Dump Station

**Dimensions:** 53" W x 30 1/2" D x 48 3/4" H  
**Actual Weight:** 301 lbs  
**Shipping Weight:** 375 lbs  
**Thermostat:** 200°F - 400°F  
**BTUH:** 90,000/tank  
**Capacity:** 40 lbs/tank

• DS-1 dump station comes with 6" full pan and 4" perforated pan  
**Note: Uses 2 x CYL-30 propane tank – not included. See page 12.**

**PF-2-LP** (Double tank)

**PF-2-NG** (Double tank)

**DS-1** (Dump station)

**RES** (Removable end shelf – per side)

**3WHS**



**Dimensions:** 43 1/4" L x 24 1/2" D x 31" H  
**Actual Weight:** 151 lbs  
**Shipping Weight:** 211 lbs  
**Volts:** 240  
**Amps:** 24

Each unit comes with custom pan packaging consisting of roll dome, perforated pans, steam baskets, 8" deep shoulder pans, lids and baskets. Comes with adjustable legs.

**3WHS**

# PATIO HEATERS

Create a warm and memorable outdoor experience with a selection from our line of elegant and portable space heaters.



2650-AB



2650-SV



2650-SS



3050-NG



TSP-SV  
post only

Crown Verity's unique line of portable patio heaters brings stylish form and function to any setting. Our natural gas heaters are perfect for outdoor seating areas and complement your professional restaurant layout.

- Completely self contained and portable
- Provides clean circle of warmth
- Piezo fail-safe ignition system
- Easy on/off tank access – LP
- Weather resistant construction
- 45,000 BTU per hour
- Adjustable heat output
- Easy to move with included wheel kit – LP


- CSA Approved
  - High output and fuel efficient conical burner
  - Anti-tilt wheelbase with cutoff switch – LP
  - Uses standard 20/30 lb propane cylinder
- Note: Propane cylinder not included**

Model	Description	Dimensions	Actual Weight
2650-SS	Stainless steel	90" H x 18 1/4" W – Base diameter 37 1/2" – Reflector diameter	75 lbs
2650-AB	Antique bronze	90" H x 18 1/4" W – Base diameter 37 1/2" – Reflector diameter	75 lbs
2650-SV	Silver veined	90" H x 18 1/4" W – Base diameter 37 1/2" – Reflector diameter	75 lbs
3050-NG	Stainless steel 8' Quick disconnect 3/8" hose included	91" H x 18" W – Base diameter 37 1/2" – Reflector diameter	68 lbs
TSP-SV	Collapsible silver vein post – for easy storage and transportation		
PCR/2650	Replacement reflector		
2650-CVR	Patio heater cover		

# MOUNTED PATIO HEATERS

Our line of gas and electric mounted heaters offers a compact solution for all your outdoor heating needs.

## INSTA-HEAT IH SERIES - GAS



**NEW**

**Dimensions:** 48.4" L x 9" D x 10.9" H

**Actual Weight:** 59 lbs

**Shipping Weight:** 65 lbs

**LPG-IH**

**BTUH:** 31,000

**Suggested Mounting Heights:** 8' to 12'

**NG-IH**

**BTUH:** 34,000

**Suggested Mounting Heights:** 8 ½' to 13'

- Comes in either black or stainless steel
- ETL Design Certified to ANSI Z83.26 Standard
- Wind and rain protected design
- Reliable direct spark ignition

**IH-3100-LP-B**


**IH-3400-NG-B**

**IH-3100-LP-SS**

**IH-3400-NG-SS**

**Note:** Gas connection requires ½" NPT adapter fitting.

## IH SERIES - ELECTRIC



**NEW**

**Dimensions:** 33" L x 15" D x 10 ¾" H

**Actual Weight:** 26 lbs

**Volts:** 240

**Watts:** 5,000

**Amps:** 20.83

**BTU Equivalent:** 17,061 N

- Comes in either black or stainless steel
- ETL Certified for indoor or outdoor use
- 5,000 watt output
- Compact, aesthetically pleasing construction

**IH-3300-B**

**IH-3300-SS**

## EH SERIES



**Dimensions:** 21 ½" L x 3" D x 4" H

**Actual Weight:** 5 lbs

**Volts:** 120




**Amps:** 12.5


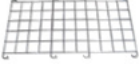

- RoHS compliant
- No UV rays or harmful emissions
- IP65 waterproof rating

**EH-1500**



# HEATER ACCESSORIES

	Model	Description
		<b>IHADD-ONS</b>
	<b>PH-BKT</b>	<b>Adjustable mounting bracket.</b> Preset hardware allows the DSC Series heater to be installed at an angle between 0° to 30° from horizontal. Includes black wall brackets, black connecting arms, zinc-coated nuts, bolts and washers. One set per heater. Note: Clearance to combustibles must be maintained at all times.
	<b>PH-BKT-SS</b>	<b>Stainless steel PH-BKT.</b> Includes stainless steel hardware
	<b>PLQ</b>	Clearance safety limit. 24 gauge aluminum 10" x 7". Sign is designed to be hung or adhered at clearance to combustible limit. Repeats clearance warnings.
	<b>WEP-TS</b>	Weatherproof enclosure package with 4-hour time and on-off control. Ideal for use in outdoor heating application where timer control is desired. Package for two-stage scenarios. Can operate up to 120V-20 Amp. Can also be used for 24V switching. Field assembly and wiring required.

		<b>IHADD-ONS</b>
	<b>EL-074</b>	<b>Replacement lamp elements</b> <b>For:</b> C25W <b>Volts:</b> 240 <b>Watts/lamp:</b> 2,500 <b>Length:</b> 28.8" <b>Ship Weight:</b> 3 lbs
	<b>EL-WMB</b>	Wall mounting brackets. Designed to support any size SW Series in a sidewall mounting application. 14 gauge stainless steel construction. One set per heater.
	<b>EL-2WG33</b>	Wire guard protects lamps and reflective surfaces from objects and debris. Stainless steel 0.125" gauge wire mesg. Each part fits a specific model. Wire guards fits series SW-33X2
	<b>TC-6</b>	Push button timer control. Suitable for up to 6kW of infrared heat at 208-240V supply. Electronic soft start - extends lamp life. Tamper-proof push button. Fully adjustable time delay from 5 – 70 minutes. Red LED indicator when active. Waterproof (IP55 rated). Simple to install.

		<b>EH-1500 OPTIONS</b>
	<b>EH-STAND-3</b>	<b>Full Extension Weight:</b> 82 ½" <b>Stand Diameter:</b> 16 ½" <b>Shipping Weight:</b> 32 lbs Powder coated steel black adjustable portable heater stand – weighted base.
	<b>EH-REM-1</b>	Remote control up to 150' distance Includes 1 control and 1 socket
	<b>EH-BRKT-1</b>	Universal aluminum tent mounting bracket <b>Shipping Dimensions:</b> 3" x 3" x 3" <b>Shipping Weight:</b> ½ lbs

---

# TERMS & CONDITIONS

Effective January 1, 2015

---

## PRODUCT WARRANTY

Crown Verity Inc. to the original user, warrants their products to be free of electrical and mechanical defects in material and workmanship under normal use for 1 year from the date of purchase (excluding patio heaters which are 120 days parts only). If Crown Verity Inc. determines a product to be defective, repair or replacement will be at Crown Verity Inc.'s discretion. This warranty does not cover damages caused by accident, misuse, negligence, current or voltage other than stated on the appliance, fire, flood or other casualty. Any alteration to the appliance or unauthorized repair voids this warranty.

Seller shall be responsible only for repair or replacement of defective parts performed by Seller's authorized service personnel. Authorized service agencies are located in principal cities throughout the contiguous Canada and United States.

The foregoing warranty is exclusive and in lieu of all other warranties, expressed or implied. There are no implied warranties of merchantability or of fitness for a particular purpose. The foregoing shall be Seller's sole and exclusive obligation and Buyer's sole and exclusive remedy for any action including breach of contract or negligence. In no event shall Seller be liable for a sum in excess of the purchase price of the item. Seller shall not be liable for any prospective or lost profits of Buyer.

**All Crown Verity Grills come with a 1 year Parts and Labour, Limited Lifetime Warranty on body and cooking grates plus a 10 year warranty on all burners.**

## PRODUCT SERVICE

Crown Verity Inc. has a staffed service department and we believe prompt service is extremely important to our customers. Therefore, we request all product service inquiries be handled in the following manner:

- (1) The end user should call the dealer where the equipment was purchased.
- (2) The dealer should collect the following information: end user's name, address, phone number, model number, serial number (if applicable), Sales Order or Purchase Order Number and the nature of the problem.
- (3) The dealer should then call the Crown Verity Inc. Customer Service Department at 519-751-1800.
- (4) The Crown Verity Inc. Customer Service Department will decide on the most appropriate course of action.

## D.O.A.

For any unit that arrives to a customer and is "dead on arrival", with no apparent damage, please call our factory immediately.



**JASON PARSONS**  
Executive Chef  
Peller Estates Winery



# JASON'S ULTIMATE BURGER

**SERVES 8**

## **BURGERS**

*3lbs/1.5 kg lean ground beef*  
*2 cups/500 mL diced aged cheddar cheese*  
*½ cup/125 mL finely chopped herbs*  
*¼ cup/50 mL chopped onion*  
*¼ cup/ 50 mL hoisin sauce*  
*2 tbsp/25 mL finely chopped garlic*  
*1 tbsp/15 mL Worcestershire sauce*  
*2 cups/500 mL chopped bacon*  
*2 eggs*  
*½ cup/125 mL bread crumbs*  
*3 tsp/15 mL salt*  
*3 tsp/15 mL ground white pepper*

## **GLAZE**

*½ cup/125 mL barbecue sauce*  
*¼ cup/50mL hoisin sauce*  
*2 tbsp/25 mL honey*  
*1 tsp/5 mL ground cinnamon*

## **BURGERS**

- In a large mixing bowl, combine the ground beef, cheddar, herbs, onions, hoisin and garlic and Worcestershire.
- Sauté the bacon over medium heat until cooked through. Add the warm bacon, including the fat, to the beef, mixture. Stir in the eggs, bread crumbs, salt and pepper. Once it's well combined, form the mixture into eight evenly sized burgers and chill.

## **GLAZE**

- Combine the barbecue sauce with the hoisin, honey and cinnamon

## **ASSEMBLY**

- Cook the burgers on a very hot grill, brushing with the glaze each time they are turned. Warm the buns on the side or on the top rack. Once the burgers are cooked through, remove from the grill and brush once more with the glaze.
- Spread the mustard on the bottom layer of each bun.
- Add the burger, watercress, sliced tomato and onion; cap with the bun top.

## **COOK'S NOTE**

*The chopped herbs can be any mix of your favourite seasonings. Jason likes tarragon, parsley and chives.*



**BRILLIANT ANYWHERE**



**CROWN VERITY**